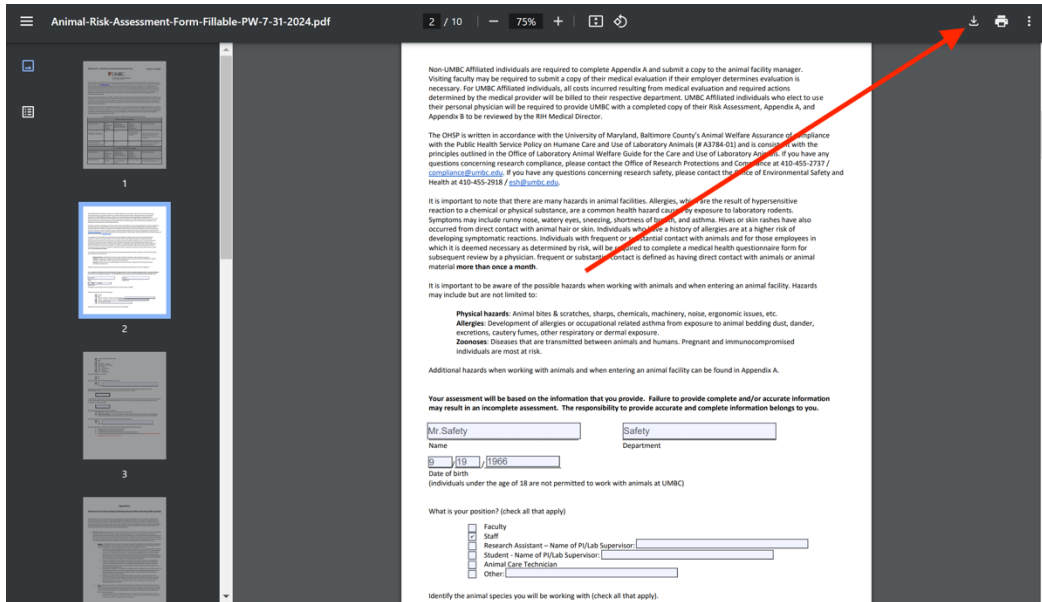


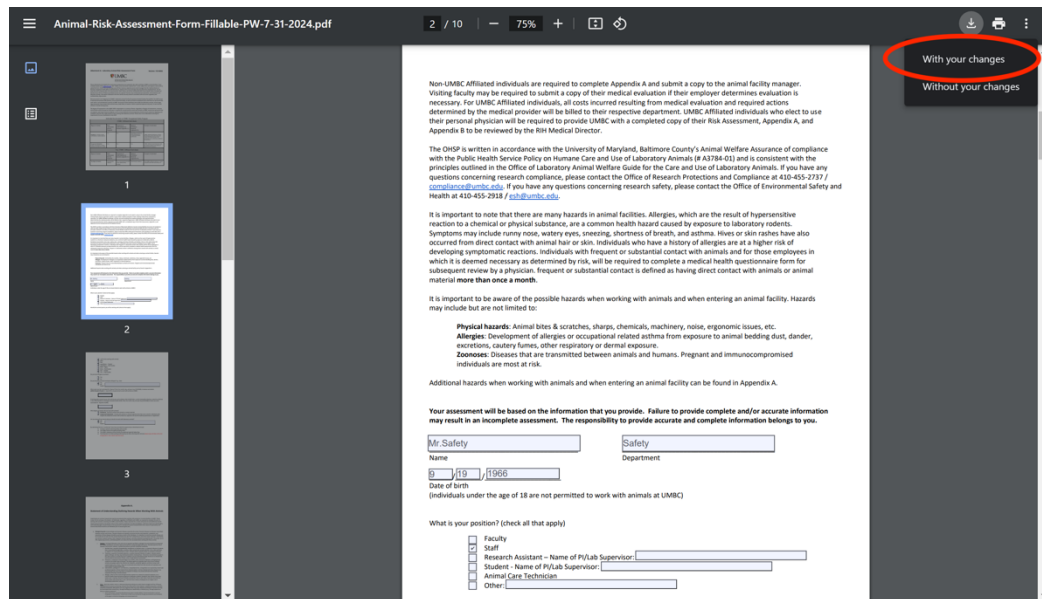
# How To Edit and Save This Form

## On Windows:

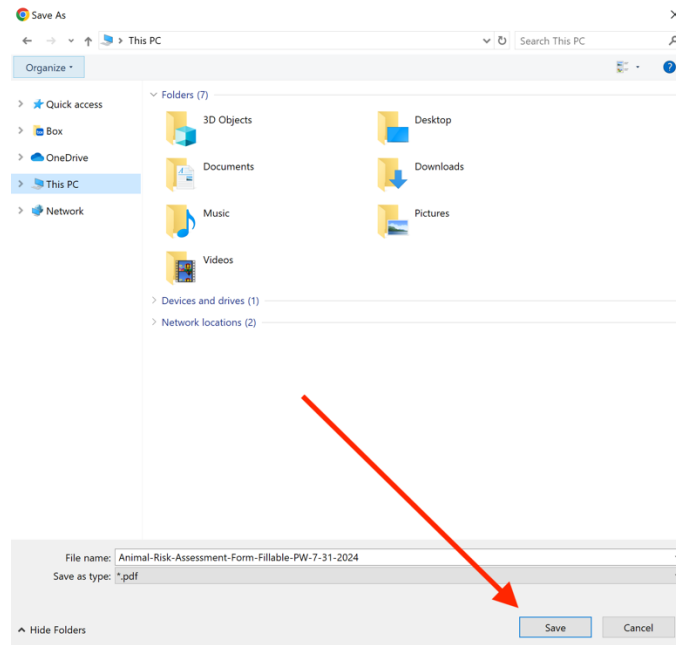
1. Open the form in your web browser.
2. Fill out the form using the directions outlined on the first page.
3. Select the download button in the top right side of the screen.



4. Select "With your changes"



5. Save file in a place of your choosing and email it according to the directions outlined on the first page of the form.



## On MAC:

1. Open the form in your web browser.
2. Fill out the form using the directions outlined on the first page.
3. Right click the form and select "Open with Preview".

The screenshot shows a web browser window at safety.umbc.edu. The main content is a form titled 'Non-UMBC Affiliated Individuals'. It includes a table with columns for 'Degree of contact', 'Risk Assessment Review (Appendix A)', 'Assessment of underlying health (Appendix A)', 'Medical Evaluation (Appendix B)', and 'Example of individual'. Below the table is a large block of text providing instructions and safety information. At the bottom, there is a form for personal information with fields for 'Mr. Safety', 'Name', 'Department', and 'Date of birth'. A right-click context menu is open over the form, with 'Open with Preview' highlighted. Other menu options include 'Automatically Resize', 'Zoom In', 'Zoom Out', 'Actual Size', 'Single Page', 'Single Page Continuous', 'Two Pages', 'Two Pages Continuous', 'Next Page', and 'Previous Page'.

4. Select "File" on the top menu bar and select "Save"

The screenshot shows a Mac Preview application window with the same form from the previous screenshot. The 'File' menu is open, and 'Save' is highlighted. A red arrow points from the 'Save' option in the menu to the form content. The form content is partially obscured by the menu but still visible. The 'File' menu options include 'New from Clipboard', 'Open...', 'Open Recent', 'Close Window', 'Close Selected PDF Document', 'Save', 'Duplicate', 'Rename...', 'Move To...', 'Revert To', 'Enter Password...', 'Import from iPhone or iPad', 'Import from Camera...', 'Import from Scanner...', 'Take Screenshot', 'Export...', 'Export as PDF...', 'Share', and 'Print...'. The form content includes the same instructions and personal information fields as seen in the previous screenshot.

5. Save file in a place of your choosing and email it according to the directions outlined on the first page of the form.

SKIAcr-Animal-Risk-Assessment-Form-Fillable-PW-7-31-2024.pdf (page 2 of 10)

Save As: SKIAcr-Animal-Risk-Assessment-Form-f

Tags:

Where: Downloads

Format: PDF

Quartz Filter: None

Encrypt

Cancel Save

Non-UMBC Affiliated: Visiting faculty members are not permitted to work with animals at UMBC unless necessary. For UMBC employees, the evaluation is determined by their personal phone number and Appendix B to be a copy to the animal facility manager. If your employer determines evaluation is necessary, please contact the UMBC Affiliated individuals who elect to use their Risk Assessment, Appendix A, and

The OHSP is written in accordance with the University of Maryland, Baltimore County's Animal Welfare Assurance of compliance with the Public Health Service Policy on Humane Care and Use of Laboratory Animals (# A3784-01) and is consistent with the principles outlined in the Office of Laboratory Animal Welfare Guide for the Care and Use of Laboratory Animals. If you have any questions concerning research compliance, please contact the Office of Research Protections and Compliance at 410-455-2737 / [compliance@umbc.edu](mailto:compliance@umbc.edu). If you have any questions concerning research safety, please contact the Office of Environmental Safety and Health at 410-455-2918 / [esh@umbc.edu](mailto:esh@umbc.edu).

It is important to note that there are many hazards in animal facilities. Allergies, which are the result of hypersensitive reaction to a chemical or physical substance, are a common health hazard caused by exposure to laboratory rodents. Symptoms may include runny nose, watery eyes, sneezing, shortness of breath, and asthma. Hives or skin rashes have also occurred from direct contact with animal hair or skin. Individuals who have a history of allergies are at a higher risk of developing symptomatic reactions. Individuals with frequent or substantial contact with animals and for those employees in which it is deemed necessary as determined by risk, will be required to complete a medical health questionnaire form for subsequent review by a physician. Frequent or substantial contact is defined as having direct contact with animals or animal material **more than once a month**.

It is important to be aware of the possible hazards when working with animals and when entering an animal facility. Hazards may include but are not limited to:

**Physical hazards:** Animal bites & scratches, sharps, chemicals, machinery, noise, ergonomic issues, etc.  
**Allergies:** Development of allergies or occupational related asthma from exposure to animal bedding dust, dander, excretions, caustic fumes, other respiratory or dermal exposure.  
**Zoonoses:** Diseases that are transmitted between animals and humans. Pregnant and immunocompromised individuals are most at risk.

Additional hazards when working with animals and when entering an animal facility can be found in Appendix A.

**Your assessment will be based on the information that you provide. Failure to provide complete and/or accurate information may result in an incomplete assessment. The responsibility to provide accurate and complete information belongs to you.**

Mr. Safety Name  
Safety Department

9/19/1966 Date of birth  
(individuals under the age of 18 are not permitted to work with animals at UMBC)

What is your position? (check all that apply)

Faculty  
 Staff



**RETRIEVER INTEGRATED HEALTH**  
*Division of Student Affairs*

Please download and complete this assessment to determine your potential risks when working in UMBC's animal facilities. Once complete please email [rih@umbc.edu](mailto:rih@umbc.edu) with "UMBC animal lab worker medical form" as the subject line, and request a secure link to upload the form. Within the next few days you will then receive a separate secure email message from the medical director at Retriever Integrated Health (RIH) via XM Send Secure. Reply to this secure message only and attach this completed form. Do not email this form using any other non-secure process. After review, you will be contacted by RIH concerning the status (acceptance/denial) of your form or if follow up medical services are required. Services may include physical evaluations, immunizations, and laboratory testing. Information collected in this form will be securely stored in accordance with all current regulatory and confidentiality requirements.

Risk assessment is an integral part of UMBC's Laboratory Animal Facility Occupational Health & Safety Plan (OHSP). The OHSP serves to educate and promote safe practices, ensure personnel safety, as well as prevent occupational injury and illness for personnel who work with or around laboratory animals at UMBC. Personnel include individuals who handle live laboratory animals, animal cages, cage accessories, have contact with animal tissues, body fluids, or wastes in which a potential exposure may exist, or work around animals or animal housing areas.

The degree of involvement in the UMBC OHSP is dependent on a variety of factors. Regardless of degree of involvement, A tetanus immunization within the past ten (10) years is required for any personnel to work with animals at UMBC. Animal care personnel that are pregnant, planning to become pregnant, are ill, or have impaired immunocompetence should consult a physician regarding such conditions and how they might pertain to their working with laboratory animals. Please refer to the table below outlining the requirements for your involvement in the OHSP

**Individual Involvement in UMBC Occupational Safety Program**

UMBC Affiliated Individuals				
Degree of contact	Risk Assessment Review Required	Statement of understanding for hazards (Appendix A.)	Medical Evaluation Required (Appendix B.)	Example of individual
<b>Peripheral</b> - No direct contact with animals or animal materials	Yes	Yes	Depending on risk factors and as determined by occupational medical professional	UMBC affiliated maintenance workers, housekeeping, police and security, lab workers who share lab space with individuals who use laboratory animals in the laboratory
<b>Frequent &amp; Substantial</b> - Contact with animals or animal materials more than once a month	Yes	Yes	Yes	UMBC affiliated animal husbandry staff, Principal Investigators and students on approved IACUC protocol
Non- UMBC Affiliated Individuals				
Degree of contact	Risk Assessment Review Required	Statement of understanding for hazards (Appendix A.)	Medical Evaluation Required (Appendix B.)	Example of individual
<b>Any degree of contact</b>	Determined by employer	Yes, a copy must be provided to the animal facility manager	Determined by employer	Non-UMBC affiliated contractors, visitors, researchers from other universities, etc.

Non-UMBC Affiliated individuals are required to complete Appendix A and submit a copy to the animal facility manager. Visiting faculty may be required to submit a copy of their medical evaluation if their employer determines evaluation is necessary. For UMBC Affiliated individuals, all costs incurred resulting from medical evaluation and required actions determined by the medical provider will be billed to their respective department. UMBC Affiliated individuals who elect to use their personal physician will be required to provide UMBC with a completed copy of their Risk Assessment, Appendix A, and Appendix B to be reviewed by the RIH Medical Director.

The OHSP is written in accordance with the University of Maryland, Baltimore County's Animal Welfare Assurance of compliance with the Public Health Service Policy on Humane Care and Use of Laboratory Animals (# A3784-01) and is consistent with the principles outlined in the Office of Laboratory Animal Welfare Guide for the Care and Use of Laboratory Animals. If you have any questions concerning research compliance, please contact the Office of Research Protections and Compliance at 410-455-2737 / [compliance@umbc.edu](mailto:compliance@umbc.edu). If you have any questions concerning research safety, please contact the Office of Environmental Safety and Health at 410-455-2918 / [esh@umbc.edu](mailto:esh@umbc.edu).

It is important to note that there are many hazards in animal facilities. Allergies, which are the result of hypersensitive reaction to a chemical or physical substance, are a common health hazard caused by exposure to laboratory rodents. Symptoms may include runny nose, watery eyes, sneezing, shortness of breath, and asthma. Hives or skin rashes have also occurred from direct contact with animal hair or skin. Individuals who have a history of allergies are at a higher risk of developing symptomatic reactions. Individuals with frequent or substantial contact with animals and for those employees in which it is deemed necessary as determined by risk, will be required to complete a medical health questionnaire form for subsequent review by a physician. frequent or substantial contact is defined as having direct contact with animals or animal material **more than once a month**.

It is important to be aware of the possible hazards when working with animals and when entering an animal facility. Hazards may include but are not limited to:

**Physical hazards:** Animal bites & scratches, sharps, chemicals, machinery, noise, ergonomic issues, etc.

**Allergies:** Development of allergies or occupational related asthma from exposure to animal bedding dust, dander, excretions, cautery fumes, other respiratory or dermal exposure.

**Zoonoses:** Diseases that are transmitted between animals and humans. Pregnant and immunocompromised individuals are most at risk.

Additional hazards when working with animals and when entering an animal facility can be found in Appendix A.

**Your assessment will be based on the information that you provide. Failure to provide complete and/or accurate information may result in an incomplete assessment. The responsibility to provide accurate and complete information belongs to you.**

\_\_\_\_\_  
Name

\_\_\_\_\_  
Department

\_\_\_\_/\_\_\_\_/\_\_\_\_\_  
Date of birth

(individuals under the age of 18 are not permitted to work with animals at UMBC)

What is your position? (check all that apply)

- Faculty
- Staff
- Research Assistant – Name of PI/Lab Supervisor:
- Student - Name of PI/Lab Supervisor:
- Animal Care Technician
- Other:

Identify the animal species you will be working with (check all that apply).

- I will not be working with animals
- Mice
- Rats
- Amphibians – Tanked
- Amphibians – Field Studies
- Birds – Caged
- Birds – Field Studies
- Fish – Tanked
- Fish – Field Studies

Do you have allergies to animals?

- Yes
- No

Do you have any potential workplace allergies? e.g., latex

- Yes
- No

Explain: \_\_\_\_\_

When were you last vaccinated for Tetanus? Enter the month, day, and year (e.g. 9/19/1966). A tetanus vaccination **within the past 10 years** is required for any personnel to work with animals at UMBC.

If working with unfixed human cells and tissues such as blood, other bodily fluids, or other potentially infectious material as defined in the OSHA Bloodborne Pathogens Standard (1910.1030). Enter the month, day, and year (e.g.9/19/1966) of when you were vaccinated for Hepatitis B (HBV).

What degree of contact will you have with animals?

- **Peripheral** - No direct contact with animals or animal materials
- **Frequent & Substantial** - Contact with animals or animal materials more than once a month. Individuals with frequent & substantial contact with animals are required to fill out the medical questionnaire in Appendix B.

Are you aware of any reason why you should not work with laboratory animals?

- Yes
- No

Explain: \_\_\_\_\_

By submitting this form I certify that I have been provided the opportunity to download and read:

- The Basic Guide for Working Safely with Animals
- The UMBC General Occupational Safety Rules
- The UMBC Laboratory Animal Facility Occupational Health & Safety Plan
- The Statement of Understanding Outlining Hazards When Working With Animals (please sign and date at the end of Appendix A. then submit with this form)

## Appendix A.

### Statement of Understanding Outlining Hazards When Working With Animals

Listed below are common hazards that may be encountered when working with animals or in animal facilities at UMBC. Please review this list and sign at the bottom. All individuals, regardless of affiliation with UMBC, are required to complete this prior to working with animals or entering into UMBC animal facilities. Please note that this is not an exhaustive list and additional hazards may be present based on the specific nature of the research conducted. Principal Investigators, Laboratory Supervisors & Managers, and Facility Managers should conduct a risk assessment to identify all hazards contained within their areas of responsibility and communicate those hazards to all individuals prior to accessing the area.

- a. **Biological hazards** include allergies and zoonotic diseases caused by the animal. Zoonotic diseases are diseases transmitted between animals and humans. Zoonotic diseases are typically uncommon but the early detection, eradication, and prevention of these diseases should be a primary concern of all individuals. It is important to note that zoonotic disease can be transferred not only from the animals themselves but also from unfixed tissues and animal waste materials. Listed below are common research animals, their respective zoonotic diseases, and other potential associated hazards. The proper use of PPE, engineering controls, and following SOPs can reduce the risks associated when working with these animals.
  - i. Rodents - Purchased laboratory mice and rats are typically specified as pathogen free and should be accompanied by a health certificate or assurance when procured from a university approved source. This decreases the risk of zoonotic transmission; however, standard precautions and SOPs should be maintained.
    - i. Rat Bite Fever, caused by *Streptobacillus moniliformis* or *Spirillum minus*, is a bacterial infection of rodents that is transmitted through bites, scratches, direct contact with animals and their urine, saliva and feces or ingestion of contaminated food or water. Infected rodents typically exhibit no symptoms of disease.
    - ii. Tularemia, caused by *Francisella tularensis*, is another bacterial infection of rodents. Infected rodents appear lethargic, but they may shed bacteria before showing illness. Tularemia is transmitted to people in the same manner as rat bite fever but in addition can be transmitted through the bite of an infected tick and via airborne transmission if feces, urine or body fluids are aerosolized.
    - iii. Hantavirus, lymphocytic choriomeningitis virus (LCMV), other arenavirus infections, and leptospirosis usually do not exhibit signs of disease. The disease agents are typically shed in the urine of infected animals and people acquire the infection by inhalation, accidental ingestion and direct contact with contaminated urine or feces. These are occasionally transmitted from bite wounds and *Leptospira* can infect people through abraded skin.
    - iv. Salmonellosis, pathogenic *E. coli* infections, campylobacteriosis, and giardiasis are acquired by contact and accidental ingestion of fecal material from infected rodents. Animals infected with these diseases may have diarrhea, but some may show no symptoms of disease. Any animal with diarrhea should be suspected of having a zoonotic disease.
    - v. Allergies, which are the result of hypersensitive reaction to a chemical or physical substance, are a common health hazard caused by exposure to laboratory rodents. Symptoms may include runny nose, watery eyes, sneezing, shortness of breath, and asthma. Hives or skin rashes have also occurred from direct contact with animal hair or skin. ACP who have a history of allergies are at a higher risk of developing symptomatic reactions.
  - ii. Birds - Much like rodents, birds in a laboratory/teaching setting are usually closely managed and free of disease. The likelihood of a person contracting a disease from those birds is low; however, standard precautions and SOPs should be maintained. Wild species can carry organisms that may cause infection and disease in humans and may be transmitted either directly (e.g., through handling live or dead birds) or indirectly (e.g., through exposure to feces or airborne organisms).
    - i. Avian tuberculosis, caused by *Mycobacterium avium* complex (MAC), is found world-wide in soil and droppings of infected birds. Transmission of MAC occurs primarily through aerosolization and inhalation of the agent in dried bird droppings and contaminated soil.



- ii. *Cryptococcus neoformans* is a fungus frequently found in pigeon droppings and in soil in many parts of the world. Immunodeficient persons have increased susceptibility to cryptococcosis and disseminated MAC infection.
- iii. Histoplasmosis, caused by *Histoplasma capsulatum*, is a fungal disease that is spread to people by breathing in dust contaminated with the fungus from pigeon or bat droppings. Birds do not get sick from exposure to histoplasmosis and infections in humans are rare. ACP should avoid activities such as disturbing material where there are bird or bat droppings.
- iv. Erysipelas, caused by streptococcus bacteria, is a bacterial infection of chickens that is transmitted through direct contact with animals, tissues and droppings. The risk of infection increases if persons have unprotected cuts or abrasions on their hands.
- v. Ornithosis is a bacterial disease caused by *Chlamydophila psittaci* and is found in parrots, parakeets, turkeys, geese, ducks, pigeons and other birds. Birds may become ill or show no symptoms of disease. Transmission is usually by inhalation of dried droppings, secretions and feather dust of infected birds.
- vi. Salmonellosis, cryptosporidiosis and campylobacteriosis are acquired by contact and accidental ingestion of fecal material or consumption of undercooked meat and egg products from infected birds. Birds infected with these diseases may have diarrhea and discolored droppings, but some birds may show no symptoms of disease. Free-ranging or wild-caught animals are more likely to carry these infections than those raised and housed in a laboratory setting. Any animal with diarrhea should be suspected of having a zoonotic disease.
- vii. *Escherichia coli* are bacteria that naturally occur in the gastrointestinal tract of animals and people. Some types of *E. coli* are harmful and can cause disease especially in people with compromised immune systems. *E. coli* infections can result from accidental ingestion of fecal material or consumption of contaminated, undercooked foods. Infected birds usually do not show any signs.
- viii. West Nile virus, eastern equine encephalitis virus and other related arboviruses do infect poultry and other birds but transmission to people is via the bite of an infected mosquito and not by contact with infected birds.

iii. Fish/amphibians - The overall incidence of transmission of disease-producing agents from fish and amphibians to humans is low. There are, however, a few agents found in amphibians and aquarium water that have the potential to be transmitted. In general, humans acquire these diseases through ingestion of infected tissues or aquarium water, or by contamination of lacerated or abraded skin. Any person with open skin sores, wounds or scrapes should avoid direct fish contact and should not immerse or splash wounded skin with aquarium water. Gloves and/or protective sleeves should be worn and when possible use brushes, tubing or other means to work around the fish tank and housing area.

- i. *Mycobacterium* species including *Mycobacterium marinum*, *M. fortuitum* and *M. chelonae* and others can be found in a diverse variety of fish species. All can be associated with acute or chronic disease in fish, but most fish are long-term carriers before clinical disease is detected. These diseases can be transmitted to people via direct contact with fish (live or dead) or contaminated water in ponds or aquaria, where bacterial penetration can be facilitated by skin wounds or damage.
- ii. *Streptococcus iniae* is a gram-positive bacterium carried by freshwater and marine species which can cause cellulitis, arthritis, endocarditis, meningitis, or death in infected persons. Most persons have been infected via an existing wound or fresh puncture wound while handling live or dead fish.
- iii. *Erysipelothrix rhusiopathiae* is a common soil and water pathogen which may also be acquired by fish contact on an existing or fresh skin wound.
- iv. *Campylobacter*, *Aeromonas*, *Vibrio*, *Edwardsiella*, *Escherichia*, *Salmonella* and *Klebsiella* are other pathogens which may be transmitted by contact with abraded skin or wounds or accidental ingestion of contaminated water, food, or other materials.

iv. Field Studies - All wild animals are potentially dangerous to researchers from either traumatic injury due to direct contact or from infectious diseases that are carried by the animals or their parasites. Researchers working with wild-caught animals in the field or in the laboratory should work under the assumption that the animals they are handling pose risk to their health and safety.

b. **Chemical hazards** depend on numerous factors, including the chemical toxicity, the amount used, physical properties, i.e., vapor pressure, flammability, and application. Exposure can result from inhalation or skin contact and can cause various health effects depending on toxicity. All individuals handling hazardous chemicals are required to take all applicable training outlined by their employer.

*UMBC Policy:* The UMBC policy for identification of hazardous chemicals is in compliance with 29 CFR 1910.1200 (f) and 1910.1450 (h). UMBC faculty and staff shall ensure that all hazardous chemicals on campus are properly labeled with the chemical identity and appropriate hazard warnings. Safety Data Sheets (SDS) will be maintained for all hazardous chemicals used on campus. This information is available to any UMBC employee. In addition to providing relevant information concerning the hazardous chemical, training in the safe use of hazardous chemicals will be provided by the using department. The Environmental Safety and Health Department will assist with training materials as necessary.

Upon receipt of hazardous chemicals, and prior to their transfer to storage locations or the requesting laboratory, the receiving department will check all containers for accuracy in labeling: chemical identity, pictograms, danger and warning statements, and the name and address of the chemical manufacturer, distributor or importer. All labels and other forms of warning must be legible, in English, and prominently displayed on the container. If the labeling is found to be inadequate, the proper identity and/or hazard label will be permanently affixed to the container by the receiving department. All old labeling must be removed or permanently defaced if new labeling is affixed.

As part of the receiving procedure for hazardous chemicals, a receipt log shall be maintained by each department. This log will include the date of receipt, chemical identity, quantity and initials of receiver. These logs are subject to review by University auditors as well as State and Federal officials. The ordering department is responsible for maintaining a SDS for each hazardous chemical in its inventory.

Chemicals normally found in University animal facilities include formaldehyde, cleaners, disinfectants, animal pharmaceuticals, and anesthetic gasses.

*Anesthetic Gasses:* Anesthetic gasses, such as halothane, isoflurane and sevoflurane, are hazardous chemicals. Exposure to halothane can cause severe irritation to the eyes, irritation of the skin, reduction of the blood pressure, dizziness, drowsiness, and unconsciousness. There is also evidence that it can increase the risk of spontaneous abortion and congenital abnormalities in the offspring of exposed male and female workers. Though infrequent, halothane exposure has also been associated with liver damage. Exposure to isoflurane or sevoflurane can also cause irritation and redness in eyes, dryness and irritation of skin, and irritation of the mouth and throat. If inhaled, it can cause headaches, dizziness, drowsiness, unconsciousness, and in rare cases death. Any procedure utilizing anesthetic gasses should abide by facility approved SOPs and utilize standard precautions (adequate ventilation, use of engineering controls such as fume hood or anesthetic gas machine, etc.)

*Compressed Gas Cylinders:* Compressed gas cylinders can become fast moving projectiles if handled improperly. Secure cylinders appropriately and keep valve caps on when not in use. Remember to use a cylinder cart with a chain restraint when moving gas cylinders. Do not drop cylinders. Do not roll or carry cylinders in a horizontal position. Do not transport smaller E cylinders on carts unless secured to the cart (to prevent tipping over). Do not stick anything into the cylinder cap holes in an attempt to loosen the cap. To loosen a tight cap, use an adjustable strap wrench. If the cap is still difficult to remove, attach a tag or label to the cylinder identifying the problem and return the cylinder to the supplier. Do not use wrenches on valves equipped with a hand wheel. The supplier should be contacted if the valve is difficult to operate or faulty. If a cylinder or cylinder valve is leaking, call ESH at (410) 455-2918. If after hours or during a weekend or holiday, call UMBC Police at (410) 455-5555.

*Toxic and Pharmaceutical materials:* Toxic and Pharmaceutical materials should be handled according to the procedures outlined in the manufacturer's SDS. All PPE, engineering controls, and any other precaution outlined in the SDS must be utilized.

*Disposal of Hazardous Chemicals:* Hazardous chemicals and hazardous laboratory waste must be disposed of according to established University procedures. Hazardous chemicals may not be disposed of in the regular trash or flushed down a laboratory drain.

- c. **Radiological hazards** may be present from the use of radioisotopes or by radiation producing machines. The associated hazard depends on the amount used and the type of emitter. All radioactive material and radiation producing machines must be registered with MDE and ESH. All radioactive work at UMBC must be conducted under the University of Maryland, Baltimore's Broad Scope License and all individuals are required to take applicable training provided by UMB. All work with and disposal of radioactive material will be conducted in accordance with the user's approved radiation permit. All individuals planning to conduct work with radioactive material must apply and be approved through the UMB EHS Radiation Safety office. For further assistance on working with radioactive material, please call UMBC ESH (410) 455-2918

or UMB EHS Radiation Safety (410)706-7055 or visit [UMB EHS](#). Standard Precautions for working with radioactive materials are as follows:

- At a minimum, PPE includes protective gloves, lab coat or apron, and eye splash protection (preferably a face shield), and a dosimeter.
- Ensure that syringes containing radioisotopes are handled and disposed of properly. Do not clear needles contaminated with radioactive material by spraying into the air.
- Use proper absorbent material to capture spills of radioactive material, blood, urine, or feces.
- Label potentially contaminated areas and equipment with the radiation-warning symbol.
- Maintain proper container inventories of all radioisotopes used during the experiment.
- Use a fume hood or other approved ventilation when working with volatile radioisotopes.
- Properly post and control access to all rooms where radioactive material work is being done.
- Maintain adequate spill clean-up supplies.
- Properly dispose of all material that may be contaminated with radioactive material according to permit. This includes absorbent material, bedding, food, urine, feces, and animal carcasses. Freeze radioactive carcasses and biological material until they can be disposed of. Additional questions about disposing radioactive materials can be directed to UMBC ESH (410) 455-2918 or UMB EHS Radiation Safety (410)706-7055
- Survey potentially contaminated material (cages, feed trays, water bottles, etc.) prior to moving from the controlled area.

d. **Physical hazards** include animal bites or scratches. Exposure to these hazards can cause adverse health effects, including pain, respiratory distress, infection, or disease transmission. The key to prevention of these types of injuries is training of research personnel by Veterinary Resources Staff or other qualified individuals that have a background in performing restraint with the species and procedures to be performed. The use of sedation or anesthesia can also be used to prevent bites or scratches. Since certain animals can easily bite through latex gloves additional PPE or work practices may be required. Thick over gloves can be used to protect against bites or a two person team can be used to perform complex procedures.

- 
- ***I have read and understand*** the list of hazards above.
  - ***I understand*** the list of hazards above is not an exhaustive list and additional hazards may be present based on the nature of the specific research conducted.
  - ***I understand*** that I am required to abide by all applicable rules, regulations, and UMBC policies when working with animals or in animal facilities at UMBC.
  - ***I acknowledge*** the information I provided is accurate to the best of my knowledge and that I fully understand the potential hazards when working with animals or in animal facilities at UMBC.

---

Print First and Last Name (legibly)

---

Signature

---

Date

## Appendix B.

### Medical Health Questionnaire

This questionnaire is to be completed by all individuals who have frequent or substantial contact with animals as well as those individuals who the medical provider deems it necessary. Please complete all sections of this questionnaire to the best of your ability. **Your assessment will be based on the information that you provide in the following questionnaire. Failure to provide complete and/or accurate information may result in an incomplete assessment. The responsibility to provide accurate and complete information belongs to you.** Contact RIH at (410) 455-2542 for questions or concerns when filling out this questionnaire.

Name (Last, First) \_\_\_\_\_ Date of Birth \_\_\_\_\_  
UMBC ID# \_\_\_\_\_ Phone Number \_\_\_\_\_  
Email Address \_\_\_\_\_ Department \_\_\_\_\_  
PI/Supervisor \_\_\_\_\_

Sex  M  F Ethnicity:  White/Caucasian  Black  Asian  Indian  Hispanic  Other \_\_\_\_\_

Note: If you are pregnant or become pregnant while working at UMBC, certain precautions may need to be taken during your pregnancy if you work with animals, biohazardous materials, or chemical agents. (It is recommended that you discuss your pregnancy and your work environment with your personal care physician or Occupational Health Care Professional or Licensed Health Care Professional as early as possible in case precautions need to be instituted.)

Have you ever had the following vaccinations or screenings? If **YES**, you must provide documentation.

Immunizations (Most Recent)	No	Yes	Month / Day / Year (e.g. 9/19/1966)
Tetanus (Required in last 10 years)			
Hepatitis B (recommend for working with Bloodborne Pathogens)			

**For Tetanus:** If NO or your last vaccination was more than 10 years ago, schedule an appointment with RIH by calling (410) 455-2542 or update your booster with your regular medical provider.

**For Hepatitis B (HBV):** If NO, schedule an appointment with RIH by calling (410) 455-2542, update your booster with your regular medical provider or submit a Hepatitis B Declination Form. (<https://safety.umbc.edu/wp-content/uploads/sites/507/2021/01/Hepatitis-B-Vaccination-Declination-Form-Edited.pdf>)

1. Do or will you work with unfixed animal tissues or materials?

- YES (which types? \_\_\_\_\_ )
- NO

2. Do you have any known allergies?

- YES (list here: \_\_\_\_\_ )
- NO

If you answered Yes:

- List symptoms that occur when you are suffering from your allergies:
- List treatment(s) that you receive to relieve your allergies:

3. Do any family members have a history of allergies

- YES (list here: \_\_\_\_\_ )
- NO

4. Do you have a personal or family history of asthma, asthma-like symptoms, hay fever or eczema?

- YES (known triggers: \_\_\_\_\_ )

- NO

5. Do you Smoke?

- YES
- NO

6. Do you have sneezing spells, runny or stuffy nose, watery or itchy eyes, coughing, wheezing, or shortness of breath after working with laboratory animals or their cages/bedding?

- YES
- NO

If **YES**, please answer the following:

a. When did the symptoms begin? (month & year): \_\_\_\_ / \_\_\_\_

b. Are the symptoms worse than compared to one year ago?

- YES
- NO

If **YES**, do these symptoms change on weekends, vacations, or other times you are away from work with animals?

- YES (for **better** or **worse** ? *select one*)
- NO

7. Do you have any skin problems related to work (e.g., reactions to latex gloves; dry, cracked skin; rashes)?

- YES (describe: \_\_\_\_\_ )
- NO

8. Do you wear a fit-tested respirator to perform any activities at work?

- YES
- NO

**IF YES:**

a. Date of last respirator clearance medical questionnaire/evaluation: \_\_\_\_ / \_\_\_\_ / \_\_\_\_

b. Date of last respirator training: \_\_\_\_ / \_\_\_\_ / \_\_\_\_

c. Date of last respirator fit testing: \_\_\_\_ / \_\_\_\_ / \_\_\_\_

9. Are you immunosuppressed? This can occur due to an immunodeficiency disorder/disease, taking medications that suppress the immune system such as long term corticosteroid use or undergoing surgery such as an organ transplant or spleen removal.

- YES (cause: \_\_\_\_\_ )
- NO

10. Do you have any disabilities / limitations which would affect your ability to perform work duties (bend, lift, carry, walk, read or talk?)

- YES (explain: \_\_\_\_\_ )
- NO

11. List all prescription and over the counter medications that you are currently taking (if any).

12. Do you have any health or workplace concerns not covered by the questionnaire that you feel may affect your occupational health and would like to confidentially discuss with the Occupational Health Clinicians or your personal care physician?

- YES (describe below or schedule an appointment)
- NO

Additional Notes:

By signing below I acknowledge that:

1. The above information is accurate and complete to the best of my knowledge and
2. I have reviewed and agree with the RIH Joint Privacy Notice as found at <https://umbc.app.box.com/s/ntyx6awr67zqpjnkpxron2lgervnpu7y>

\_\_\_\_\_  
Print First and Last Name (legibly)

\_\_\_\_\_  
Signature

\_\_\_\_\_  
Date



Please send completed and signed questionnaire via secure email response or via USPS mail to:  
**Retriever Integrated Health Attn: Medical Director, The Center for Well Being, 1000 Hilltop Circle, Baltimore, MD 21250**

\_\_\_\_\_  
*This section to be completed by the medical provider*

Cleared: \_\_\_\_\_

Cleared with Restrictions Listed: \_\_\_\_\_

Not Cleared: \_\_\_\_\_

Incomplete: \_\_\_\_\_

Medical Director Signature: \_\_\_\_\_ Date: \_\_\_\_\_

Additional Notes: